

Covers / **Genuine Leather**

Our wide range of premium genuine leather is sourced from a trusted rawhide supplier right here in the UK. With a beautiful palette of 18 colours to choose from, you can add a touch of luxury to your personalised photo album.

The eco friendly tanning process creates a high quality rich colour with a resilient finish and naturally soft to the touch. Opt for a traditional embossed cover, a UV printed design or combine with one of our image options with a leather spine and back.



Order at:
simimaging.co.uk

+44 (0) 1707 27 37 47 / info@sim2000imaging.com

UNIT 8, THE IO CENTRE, HEARLEWAY, HATFIELD, HERTS, AL10 9EW. UK

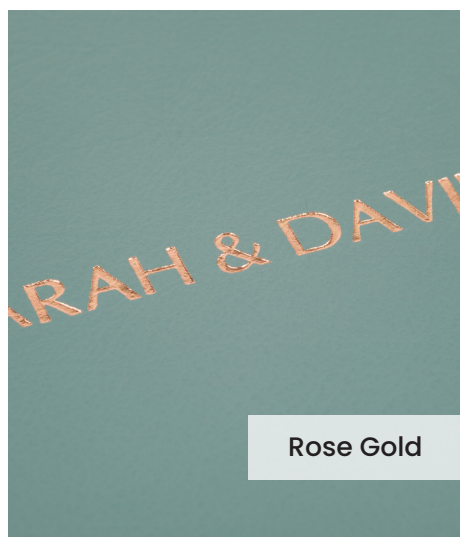
Genuine Leather / **Aqua Green**



Clear



Black



Rose Gold



Silver



White



UV Print

Our **Baby Blue** genuine leather cover is a high grade premium rawhide, sourced from here in the UK. Select a genuine leather to create a truly stunning photo album in your perfect colour.

Our **Embossing Technique** is a traditional process using a brass metal plate and individual lettering blocks, arranged by hand for each and every order. Pressed into the leather, you can have a clear embossed finish, or add a metallic foil in your choice of rose gold, black, white, gold or silver to complete your look.

The typeface for our embossing process is Optima with the ability to have two lines of text. Line number one is a font size of 36pt with space for up to 20 characters. Line number 2 is a font size of 24pt and can have up to 22 characters.

The **UV Printing Technique** offers more flexibility for your cover personalisation compared to the traditional embossing. With a computer generated grayscale print, you can create a full front cover design using black and white jpegs, text, logos or line art creations.

The colour of the UV print will be a silvery grayscale tone and the strength of this colour is dictated by the colour of your genuine leather.

[Back to Colours](#)



Order at:
simimaging.co.uk

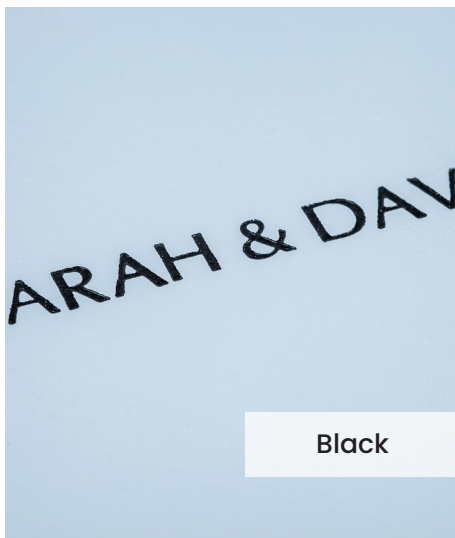
+44 (0) 1707 27 37 47 / info@sim2000imaging.com

UNIT 8, THE IO CENTRE, HEARLEWAY, HATFIELD, HERTS, AL10 9EW. UK

Genuine Leather / **Baby Blue**



Clear



Black



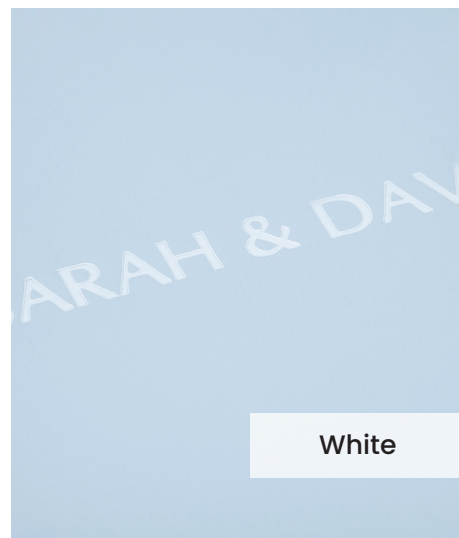
Gold



Rose Gold



Silver



White



UV Print

Our **Baby Blue** genuine leather cover is a high grade premium rawhide, sourced from here in the UK. Select a genuine leather to create a truly stunning photo album in your perfect colour.

Our **Embossing Technique** is a traditional process using a brass metal plate and individual lettering blocks, arranged by hand for each and every order. Pressed into the leather, you can have a clear embossed finish, or add a metallic foil in your choice of rose gold, black, white, gold or silver to complete your look.

The typeface for our embossing process is Optima with the ability to have two lines of text. Line number one is a font size of 36pt with space for up to 20 characters. Line number 2 is a font size of 24pt and can have up to 22 characters.

The **UV Printing Technique** offers more flexibility for your cover personalisation compared to the traditional embossing. With a computer generated grayscale print, you can create a full front cover design using black and white jpegs, text, logos or line art creations.

The colour of the UV print will be a silvery grayscale tone and the strength of this colour is dictated by the colour of your genuine leather.

[Back to Colours](#)



Order at:
simimaging.co.uk

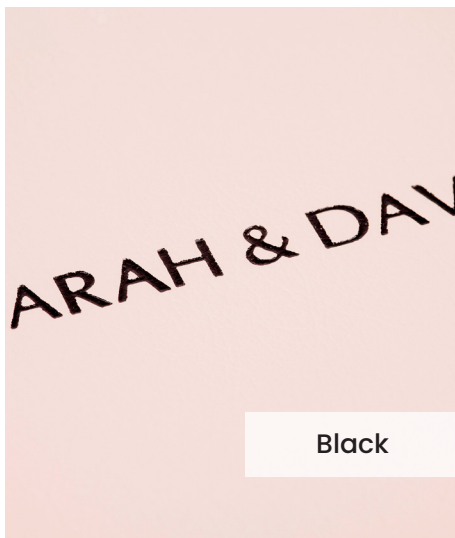
+44 (0) 1707 27 37 47 / info@sim2000imaging.com

UNIT 8, THE IO CENTRE, HEARLEWAY, HATFIELD, HERTS, AL10 9EW. UK

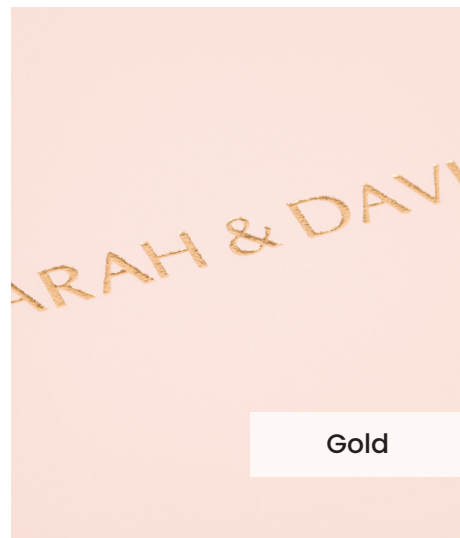
Genuine Leather / **Baby Pink**



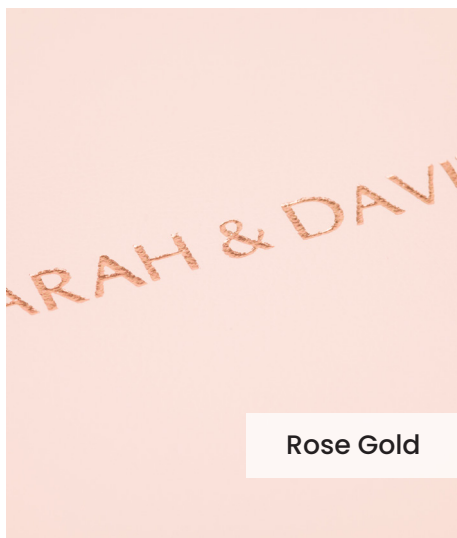
Clear



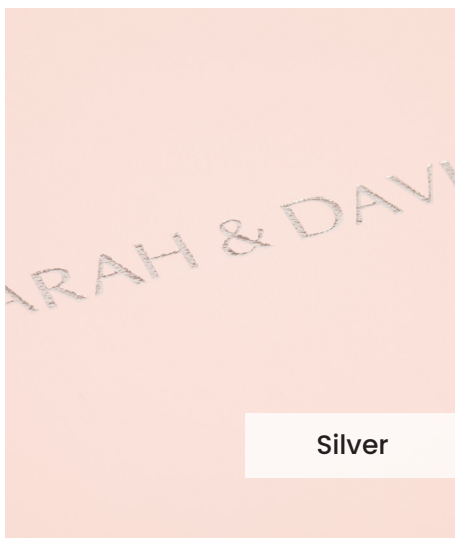
Black



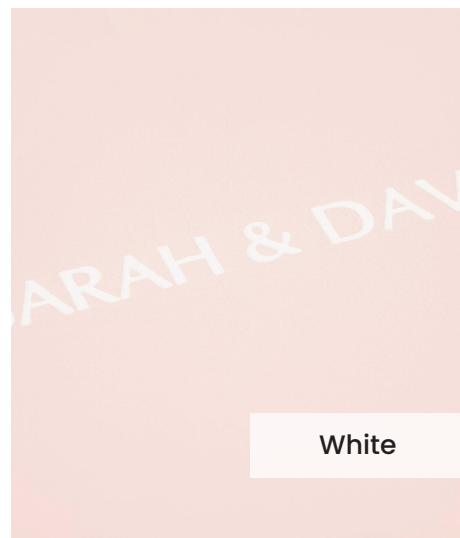
Gold



Rose Gold



Silver



White



UV Print

Our **Baby Pink** genuine leather cover is a high grade premium rawhide, sourced from here in the UK. Select a genuine leather to create a truly stunning photo album in your perfect colour.

Our **Embossing Technique** is a traditional process using a brass metal plate and individual lettering blocks, arranged by hand for each and every order. Pressed into the leather, you can have a clear embossed finish, or add a metallic foil in your choice of rose gold, black, white, gold or silver to complete your look.

The typeface for our embossing process is Optima with the ability to have two lines of text. Line number one is a font size of 36pt with space for up to 20 characters. Line number 2 is a font size of 24pt and can have up to 22 characters.

The **UV Printing Technique** offers more flexibility for your cover personalisation compared to the traditional embossing. With a computer generated grayscale print, you can create a full front cover design using black and white jpegs, text, logos or line art creations.

The colour of the UV print will be a silvery grayscale tone and the strength of this colour is dictated by the colour of your genuine leather.

[Back to Colours](#)



Order at:
simimaging.co.uk

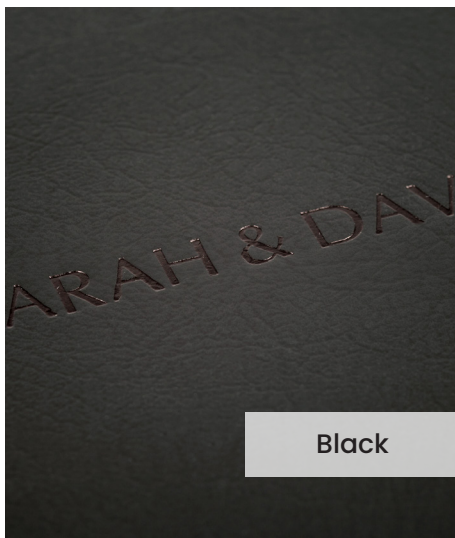
+44 (0) 1707 27 37 47 / info@sim2000imaging.com

UNIT 8, THE IO CENTRE, HEARLEWAY, HATFIELD, HERTS, AL10 9EW. UK

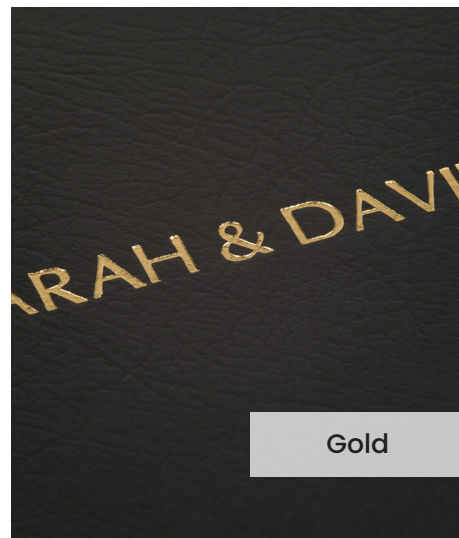
Genuine Leather / **Black**



Clear



Black



Gold



Rose Gold



Silver



White



UV Print

Our **Black** genuine leather cover is a high grade premium rawhide, sourced from here in the UK. Select a genuine leather to create a truly stunning photo album in your perfect colour.

Our **Embossing Technique** is a traditional process using a brass metal plate and individual lettering blocks, arranged by hand for each and every order. Pressed into the leather, you can have a clear embossed finish, or add a metallic foil in your choice of rose gold, black, white, gold or silver to complete your look.

The typeface for our embossing process is Optima with the ability to have two lines of text. Line number one is a font size of 36pt with space for up to 20 characters. Line number 2 is a font size of 24pt and can have up to 22 characters.

The **UV Printing Technique** offers more flexibility for your cover personalisation compared to the traditional embossing. With a computer generated grayscale print, you can create a full front cover design using black and white jpegs, text, logos or line art creations.

The colour of the UV print will be a silvery grayscale tone and the strength of this colour is dictated by the colour of your genuine leather.

[Back to Colours](#)



Order at:
simimaging.co.uk

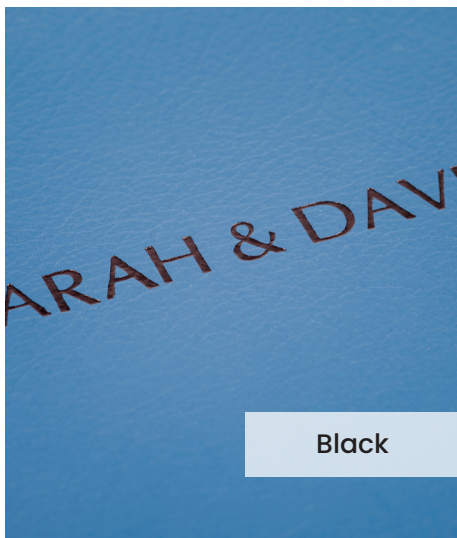
+44 (0) 1707 27 37 47 / info@sim2000imaging.com

UNIT 8, THE IO CENTRE, HEARLEWAY, HATFIELD, HERTS, AL10 9EW. UK

Genuine Leather / **Blue**



Clear



Black



Gold




Rose Gold



Silver



White



UV Print

Our **Blue** genuine leather cover is a high grade premium rawhide, sourced from here in the UK. Select a genuine leather to create a truly stunning photo album in your perfect colour.

Our **Embossing Technique** is a traditional process using a brass metal plate and individual lettering blocks, arranged by hand for each and every order. Pressed into the leather, you can have a clear embossed finish, or add a metallic foil in your choice of rose gold, black, white, gold or silver to complete your look.

The typeface for our embossing process is Optima with the ability to have two lines of text. Line number one is a font size of 36pt with space for up to 20 characters. Line number 2 is a font size of 24pt and can have up to 22 characters.

The **UV Printing Technique** offers more flexibility for your cover personalisation compared to the traditional embossing. With a computer generated grayscale print, you can create a full front cover design using black and white jpegs, text, logos or line art creations.

The colour of the UV print will be a silvery grayscale tone and the strength of this colour is dictated by the colour of your genuine leather.

[Back to Colours](#)



Order at:
simimaging.co.uk

+44 (0) 1707 27 37 47 / info@sim2000imaging.com

UNIT 8, THE IO CENTRE, HEARLEWAY, HATFIELD, HERTS, AL10 9EW. UK

Genuine Leather / **Brown**



Clear



Black



Gold



Rose Gold



Silver



White



UV Print

Our **Brown** genuine leather cover is a high grade premium rawhide, sourced from here in the UK. Select a genuine leather to create a truly stunning photo album in your perfect colour.

Our **Embossing Technique** is a traditional process using a brass metal plate and individual lettering blocks, arranged by hand for each and every order. Pressed into the leather, you can have a clear embossed finish, or add a metallic foil in your choice of rose gold, black, white, gold or silver to complete your look.

The typeface for our embossing process is Optima with the ability to have two lines of text. Line number one is a font size of 36pt with space for up to 20 characters. Line number 2 is a font size of 24pt and can have up to 22 characters.

The **UV Printing Technique** offers more flexibility for your cover personalisation compared to the traditional embossing. With a computer generated grayscale print, you can create a full front cover design using black and white jpegs, text, logos or line art creations.

The colour of the UV print will be a silvery grayscale tone and the strength of this colour is dictated by the colour of your genuine leather.

[Back to Colours](#)



Order at:
simimaging.co.uk

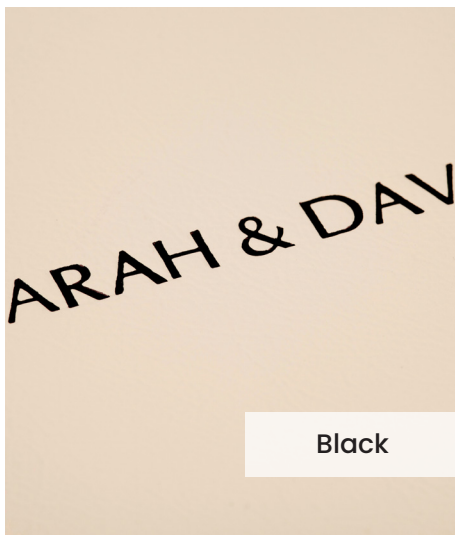
+44 (0) 1707 27 37 47 / info@sim2000imaging.com

UNIT 8, THE IO CENTRE, HEARLEWAY, HATFIELD, HERTS, AL10 9EW. UK

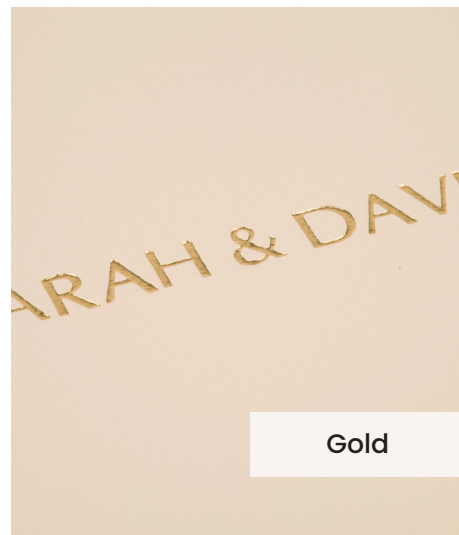
Genuine Leather / Cream



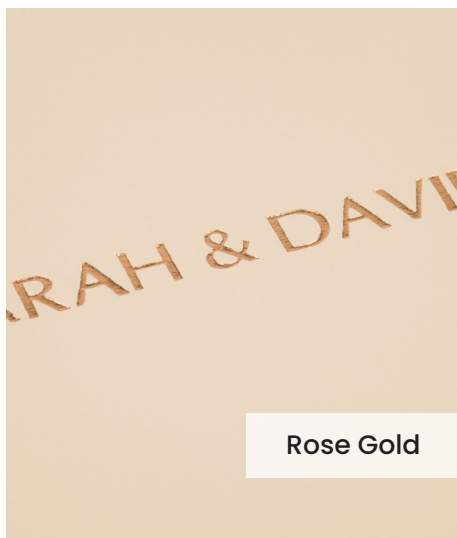
Clear



Black



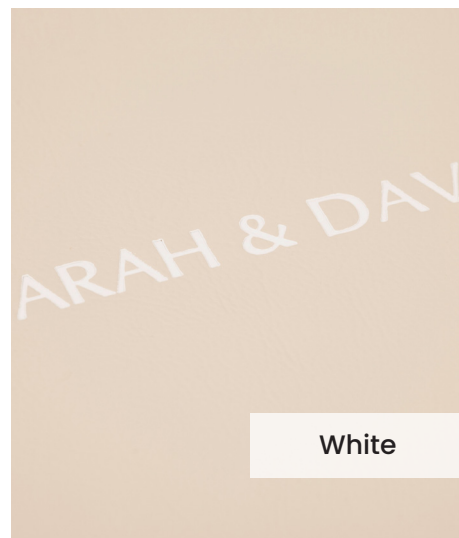
Gold



Rose Gold



Silver



White



UV Print

Our **Cream** genuine leather cover is a high grade premium rawhide, sourced from here in the UK. Select a genuine leather to create a truly stunning photo album in your perfect colour.

Our **Embossing Technique** is a traditional process using a brass metal plate and individual lettering blocks, arranged by hand for each and every order. Pressed into the leather, you can have a clear embossed finish, or add a metallic foil in your choice of rose gold, black, white, gold or silver to complete your look.

The typeface for our embossing process is Optima with the ability to have two lines of text. Line number one is a font size of 36pt with space for up to 20 characters. Line number 2 is a font size of 24pt and can have up to 22 characters.

The **UV Printing Technique** offers more flexibility for your cover personalisation compared to the traditional embossing. With a computer generated grayscale print, you can create a full front cover design using black and white jpegs, text, logos or line art creations.

The colour of the UV print will be a silvery grayscale tone and the strength of this colour is dictated by the colour of your genuine leather.

[Back to Colours](#)

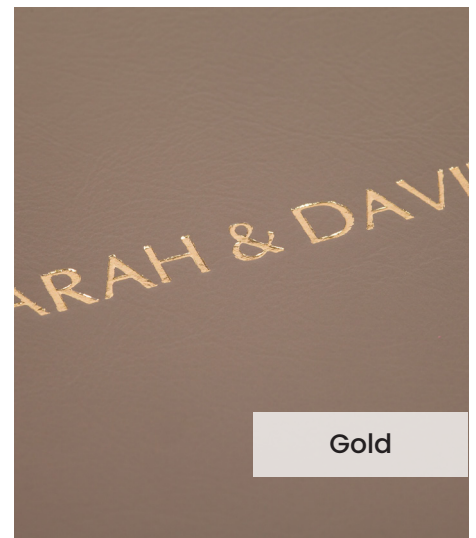


Order at:
simimaging.co.uk

+44 (0) 1707 27 37 47 / info@sim2000imaging.com

UNIT 8, THE IO CENTRE, HEARLEWAY, HATFIELD, HERTS, AL10 9EW. UK

Genuine Leather / **Gun Metal**



Our **Gun Metal** genuine leather cover is a high grade premium rawhide, sourced from here in the UK. Select a genuine leather to create a truly stunning photo album in your perfect colour.

Our **Embossing Technique** is a traditional process using a brass metal plate and individual lettering blocks, arranged by hand for each and every order. Pressed into the leather, you can have a clear embossed finish, or add a metallic foil in your choice of rose gold, black, white, gold or silver to complete your look.

The typeface for our embossing process is Optima with the ability to have two lines of text. Line number one is a font size of 36pt with space for up to 20 characters. Line number 2 is a font size of 24pt and can have up to 22 characters.

The **UV Printing Technique** offers more flexibility for your cover personalisation compared to the traditional embossing. With a computer generated grayscale print, you can create a full front cover design using black and white jpegs, text, logos or line art creations.

The colour of the UV print will be a silvery grayscale tone and the strength of this colour is dictated by the colour of your genuine leather.

[Back to Colours](#)



Order at:
simimaging.co.uk

+44 (0) 1707 27 37 47 / info@sim2000imaging.com

UNIT 8, THE IO CENTRE, HEARLEWAY, HATFIELD, HERTS, AL10 9EW. UK

Genuine Leather / **Latte**



Clear



Black



Gold



Rose Gold



Silver



White



UV Print

Our **Latte** genuine leather cover is a high grade premium rawhide, sourced from here in the UK. Select a genuine leather to create a truly stunning photo album in your perfect colour.

Our **Embossing Technique** is a traditional process using a brass metal plate and individual lettering blocks, arranged by hand for each and every order. Pressed into the leather, you can have a clear embossed finish, or add a metallic foil in your choice of rose gold, black, white, gold or silver to complete your look.

The typeface for our embossing process is Optima with the ability to have two lines of text. Line number one is a font size of 36pt with space for up to 20 characters. Line number 2 is a font size of 24pt and can have up to 22 characters.

The **UV Printing Technique** offers more flexibility for your cover personalisation compared to the traditional embossing. With a computer generated grayscale print, you can create a full front cover design using black and white jpegs, text, logos or line art creations.

The colour of the UV print will be a silvery grayscale tone and the strength of this colour is dictated by the colour of your genuine leather.

[Back to Colours](#)



Order at:
simimaging.co.uk

+44 (0) 1707 27 37 47 / info@sim2000imaging.com

UNIT 8, THE IO CENTRE, HEARLEWAY, HATFIELD, HERTS, AL10 9EW. UK

Genuine Leather / **Mint Green**



Our **Mint Green** genuine leather cover is a high grade premium rawhide, sourced from here in the UK. Select a genuine leather to create a truly stunning photo album in your perfect colour.

Our **Embossing Technique** is a traditional process using a brass metal plate and individual lettering blocks, arranged by hand for each and every order. Pressed into the leather, you can have a clear embossed finish, or add a metallic foil in your choice of rose gold, black, white, gold or silver to complete your look.

The typeface for our embossing process is Optima with the ability to have two lines of text. Line number one is a font size of 36pt with space for up to 20 characters. Line number 2 is a font size of 24pt and can have up to 22 characters.

The **UV Printing Technique** offers more flexibility for your cover personalisation compared to the traditional embossing. With a computer generated grayscale print, you can create a full front cover design using black and white jpegs, text, logos or line art creations.

The colour of the UV print will be a silvery grayscale tone and the strength of this colour is dictated by the colour of your genuine leather.

[Back to Colours](#)



Order at:
simimaging.co.uk

+44 (0) 1707 27 37 47 / info@sim2000imaging.com

UNIT 8, THE IO CENTRE, HEARLEWAY, HATFIELD, HERTS, AL10 9EW. UK

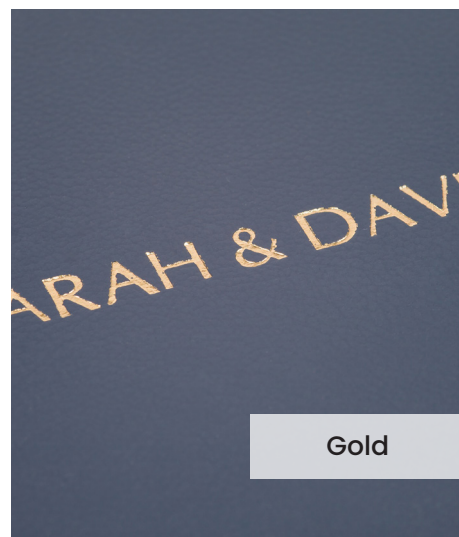
Genuine Leather / Navy Blue



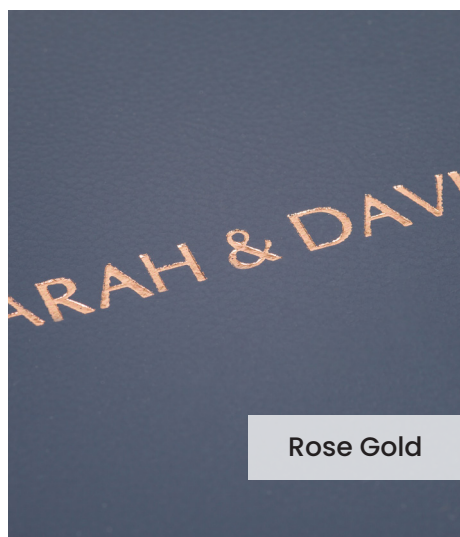
Clear



Black



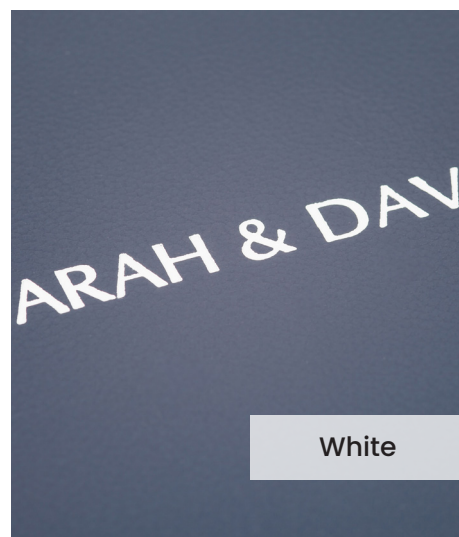
Gold



Rose Gold



Silver



White



UV Print

Our **Navy Blue** genuine leather cover is a high grade premium rawhide, sourced from here in the UK. Select a genuine leather to create a truly stunning photo album in your perfect colour.

Our **Embossing Technique** is a traditional process using a brass metal plate and individual lettering blocks, arranged by hand for each and every order. Pressed into the leather, you can have a clear embossed finish, or add a metallic foil in your choice of rose gold, black, white, gold or silver to complete your look.

The typeface for our embossing process is Optima with the ability to have two lines of text. Line number one is a font size of 36pt with space for up to 20 characters. Line number 2 is a font size of 24pt and can have up to 22 characters.

The **UV Printing Technique** offers more flexibility for your cover personalisation compared to the traditional embossing. With a computer generated grayscale print, you can create a full front cover design using black and white jpegs, text, logos or line art creations.

The colour of the UV print will be a silvery grayscale tone and the strength of this colour is dictated by the colour of your genuine leather.

[Back to Colours](#)

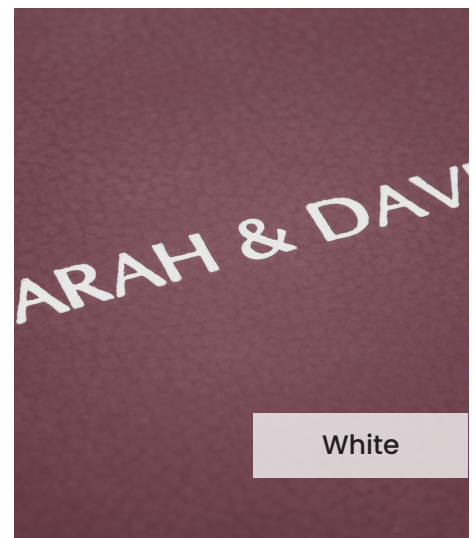

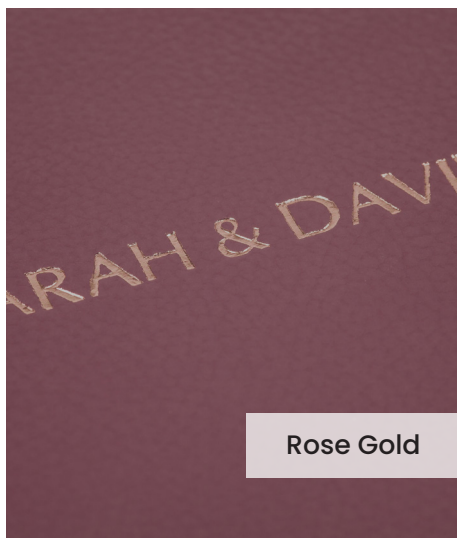
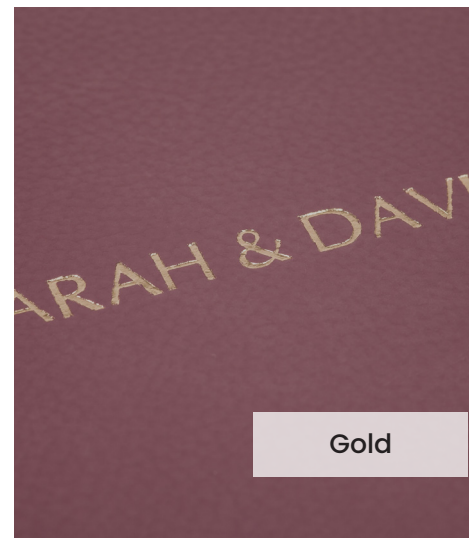


Order at:
simimaging.co.uk

+44 (0) 1707 27 37 47 / info@sim2000imaging.com

UNIT 8, THE IO CENTRE, HEARLEWAY, HATFIELD, HERTS, AL10 9EW. UK

Genuine Leather / Plum



Our **Plum** genuine leather cover is a high grade premium rawhide, sourced from here in the UK. Select a genuine leather to create a truly stunning photo album in your perfect colour.

Our **Embossing Technique** is a traditional process using a brass metal plate and individual lettering blocks, arranged by hand for each and every order. Pressed into the leather, you can have a clear embossed finish, or add a metallic foil in your choice of rose gold, black, white, gold or silver to complete your look.

The typeface for our embossing process is Optima with the ability to have two lines of text. Line number one is a font size of 36pt with space for up to 20 characters. Line number 2 is a font size of 24pt and can have up to 22 characters.

The **UV Printing Technique** offers more flexibility for your cover personalisation compared to the traditional embossing. With a computer generated grayscale print, you can create a full front cover design using black and white jpegs, text, logos or line art creations.

The colour of the UV print will be a silvery grayscale tone and the strength of this colour is dictated by the colour of your genuine leather.

[Back to Colours](#)

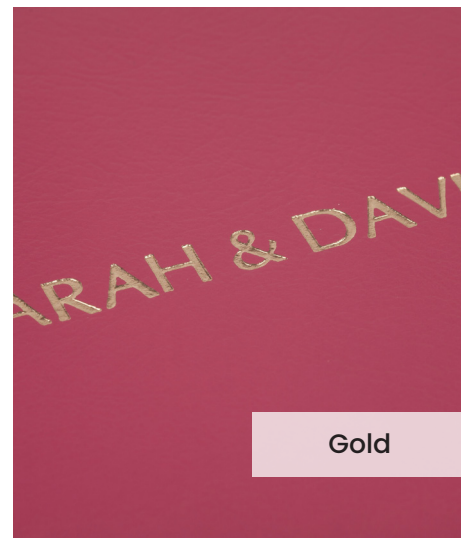


Order at:
simimaging.co.uk

+44 (0) 1707 27 37 47 / info@sim2000imaging.com

UNIT 8, THE IO CENTRE, HEARLEWAY, HATFIELD, HERTS, AL10 9EW. UK

Genuine Leather / **Raspberry**



Our **Raspberry** genuine leather cover is a high grade premium rawhide, sourced from here in the UK. Select a genuine leather to create a truly stunning photo album in your perfect colour.

Our **Embossing Technique** is a traditional process using a brass metal plate and individual lettering blocks, arranged by hand for each and every order. Pressed into the leather, you can have a clear embossed finish, or add a metallic foil in your choice of rose gold, black, white, gold or silver to complete your look.

The typeface for our embossing process is Optima with the ability to have two lines of text. Line number one is a font size of 36pt with space for up to 20 characters. Line number 2 is a font size of 24pt and can have up to 22 characters.

The **UV Printing Technique** offers more flexibility for your cover personalisation compared to the traditional embossing. With a computer generated grayscale print, you can create a full front cover design using black and white jpegs, text, logos or line art creations.

The colour of the UV print will be a silvery grayscale tone and the strength of this colour is dictated by the colour of your genuine leather.

[Back to Colours](#)

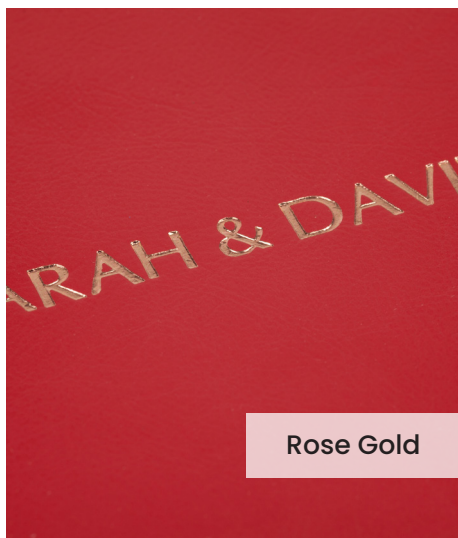
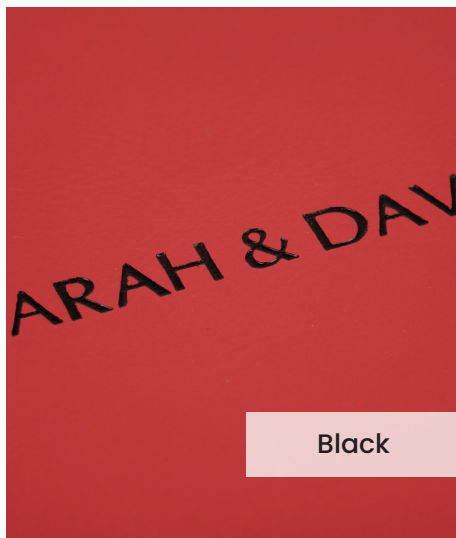


Order at:
simimaging.co.uk

+44 (0) 1707 27 37 47 / info@sim2000imaging.com

UNIT 8, THE IO CENTRE, HEARLEWAY, HATFIELD, HERTS, AL10 9EW. UK

Genuine Leather / **Red**



Our **Red** genuine leather cover is a high grade premium rawhide, sourced from here in the UK. Select a genuine leather to create a truly stunning photo album in your perfect colour.

Our **Embossing Technique** is a traditional process using a brass metal plate and individual lettering blocks, arranged by hand for each and every order. Pressed into the leather, you can have a clear embossed finish, or add a metallic foil in your choice of rose gold, black, white, gold or silver to complete your look.

The typeface for our embossing process is Optima with the ability to have two lines of text. Line number one is a font size of 36pt with space for up to 20 characters. Line number 2 is a font size of 24pt and can have up to 22 characters.

The **UV Printing Technique** offers more flexibility for your cover personalisation compared to the traditional embossing. With a computer generated grayscale print, you can create a full front cover design using black and white jpegs, text, logos or line art creations.

The colour of the UV print will be a silvery grayscale tone and the strength of this colour is dictated by the colour of your genuine leather.

[Back to Colours](#)

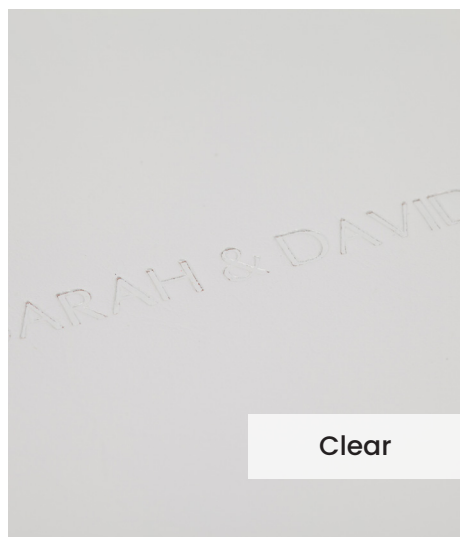


Order at:
simimaging.co.uk

+44 (0) 1707 27 37 47 / info@sim2000imaging.com

UNIT 8, THE IO CENTRE, HEARLEWAY, HATFIELD, HERTS, AL10 9EW. UK

Genuine Leather / **Soft Grey**



Our **Soft Grey** genuine leather cover is a high grade premium rawhide, sourced from here in the UK. Select a genuine leather to create a truly stunning photo album in your perfect colour.

Our **Embossing Technique** is a traditional process using a brass metal plate and individual lettering blocks, arranged by hand for each and every order. Pressed into the leather, you can have a clear embossed finish, or add a metallic foil in your choice of rose gold, black, white, gold or silver to complete your look.

The typeface for our embossing process is Optima with the ability to have two lines of text. Line number one is a font size of 36pt with space for up to 20 characters. Line number 2 is a font size of 24pt and can have up to 22 characters.

The **UV Printing Technique** offers more flexibility for your cover personalisation compared to the traditional embossing. With a computer generated grayscale print, you can create a full front cover design using black and white jpegs, text, logos or line art creations.

The colour of the UV print will be a silvery grayscale tone and the strength of this colour is dictated by the colour of your genuine leather.

[Back to Colours](#)



Order at:
simimaging.co.uk

+44 (0) 1707 27 37 47 / info@sim2000imaging.com

UNIT 8, THE IO CENTRE, HEARLEWAY, HATFIELD, HERTS, AL10 9EW. UK

Genuine Leather / **Tan**



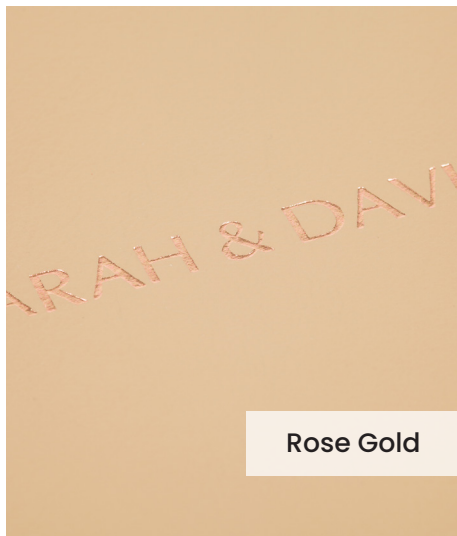
Clear



Black



Gold



Rose Gold



Silver



White



UV Print

Our **Tan** genuine leather cover is a high grade premium rawhide, sourced from here in the UK. Select a genuine leather to create a truly stunning photo album in your perfect colour.

Our **Embossing Technique** is a traditional process using a brass metal plate and individual lettering blocks, arranged by hand for each and every order. Pressed into the leather, you can have a clear embossed finish, or add a metallic foil in your choice of rose gold, black, white, gold or silver to complete your look.

The typeface for our embossing process is Optima with the ability to have two lines of text. Line number one is a font size of 36pt with space for up to 20 characters. Line number 2 is a font size of 24pt and can have up to 22 characters.

The **UV Printing Technique** offers more flexibility for your cover personalisation compared to the traditional embossing. With a computer generated grayscale print, you can create a full front cover design using black and white jpegs, text, logos or line art creations.

The colour of the UV print will be a silvery grayscale tone and the strength of this colour is dictated by the colour of your genuine leather.

[Back to Colours](#)



Order at:
simimaging.co.uk

+44 (0) 1707 27 37 47 / info@sim2000imaging.com

UNIT 8, THE IO CENTRE, HEARLEWAY, HATFIELD, HERTS, AL10 9EW. UK

Genuine Leather / **Thistle**



Our **Thistle** genuine leather cover is a high grade premium rawhide, sourced from here in the UK. Select a genuine leather to create a truly stunning photo album in your perfect colour.

Our **Embossing Technique** is a traditional process using a brass metal plate and individual lettering blocks, arranged by hand for each and every order. Pressed into the leather, you can have a clear embossed finish, or add a metallic foil in your choice of rose gold, black, white, gold or silver to complete your look.

The typeface for our embossing process is Optima with the ability to have two lines of text. Line number one is a font size of 36pt with space for up to 20 characters. Line number 2 is a font size of 24pt and can have up to 22 characters.

The **UV Printing Technique** offers more flexibility for your cover personalisation compared to the traditional embossing. With a computer generated grayscale print, you can create a full front cover design using black and white jpegs, text, logos or line art creations.

The colour of the UV print will be a silvery grayscale tone and the strength of this colour is dictated by the colour of your genuine leather.

[Back to Colours](#)



Order at:
simimaging.co.uk

+44 (0) 1707 27 37 47 / info@sim2000imaging.com

UNIT 8, THE IO CENTRE, HEARLEWAY, HATFIELD, HERTS, AL10 9EW. UK

Genuine Leather / **White**



Clear




Black



Gold



Rose Gold



Silver



White



UV Print

Our **White** genuine leather cover is a high grade premium rawhide, sourced from here in the UK. Select a genuine leather to create a truly stunning photo album in your perfect colour.

Our **Embossing Technique** is a traditional process using a brass metal plate and individual lettering blocks, arranged by hand for each and every order. Pressed into the leather, you can have a clear embossed finish, or add a metallic foil in your choice of rose gold, black, white, gold or silver to complete your look.

The typeface for our embossing process is Optima with the ability to have two lines of text. Line number one is a font size of 36pt with space for up to 20 characters. Line number 2 is a font size of 24pt and can have up to 22 characters.

The **UV Printing Technique** offers more flexibility for your cover personalisation compared to the traditional embossing. With a computer generated grayscale print, you can create a full front cover design using black and white jpegs, text, logos or line art creations.

The colour of the UV print will be a silvery grayscale tone and the strength of this colour is dictated by the colour of your genuine leather.

[Back to Colours](#)



Order at:
simimaging.co.uk

+44 (0) 1707 27 37 47 / info@sim2000imaging.com

UNIT 8, THE IO CENTRE, HEARLEWAY, HATFIELD, HERTS, AL10 9EW. UK