




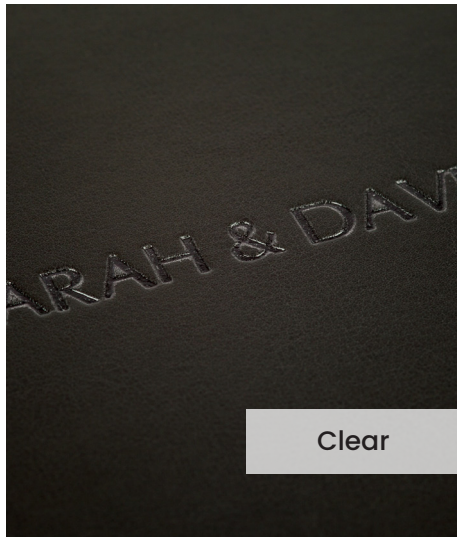
Covers / **Leatherette**

Our leatherette options offer a perfectly authentic alternative to our genuine leather cover colours. Available in 6 different neutral colours with a smooth subtle texture that's soft to the touch.

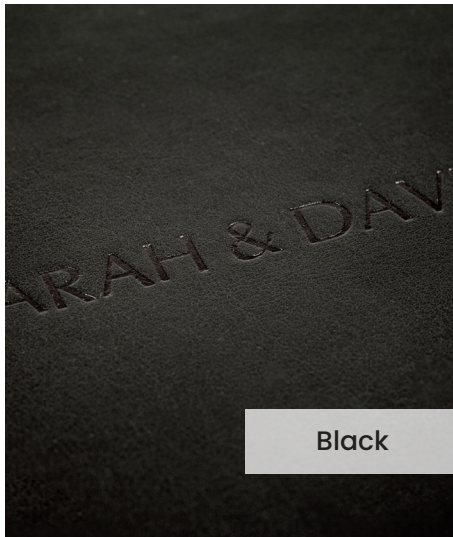
This option is a great cost effective alternative with a high grade finish that's vegetarian friendly.



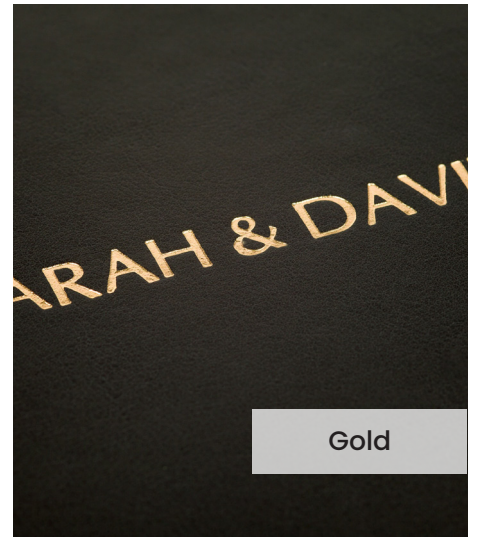
Leatherette / **Black**



Clear



Black



Gold



Rose Gold



Silver



White



UV Print

Our stunning **Black** leatherette cover is the perfect smoother alternative to our genuine leather.

Our **Embossing Technique** is a traditional process using a brass metal plate and individual lettering blocks, arranged by hand for each and every order. Pressed into the leatherette, you can have a clear embossed finish, or add a metallic foil in your choice of rose gold, black, white, gold or silver to complete your look.

The typeface for our embossing process is Optima with the ability to have two lines of text. Line number one is a font size of 36pt with space for up to 20 characters. Line number 2 is a font size of 24pt and can have up to 22 characters.

The **UV Printing Technique** offers more flexibility for your cover personalisation compared to the traditional embossing. With a computer generated grayscale print, you can create a full front cover design using black and white jpegs, text, logos or line art creations.

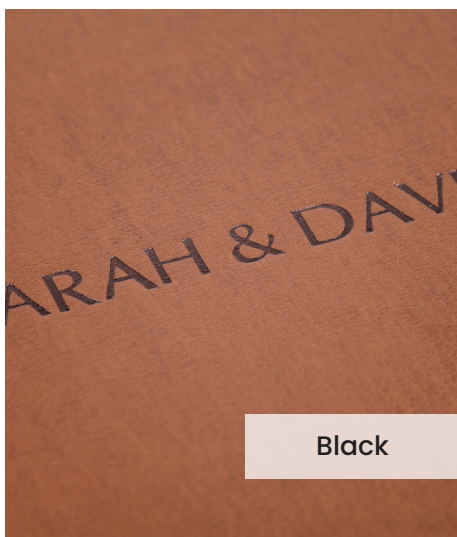
The colour of the UV print will be a silvery grayscale tone and the strength of this colour is dictated by the colour of your leatherette.




Leatherette / **Brown**



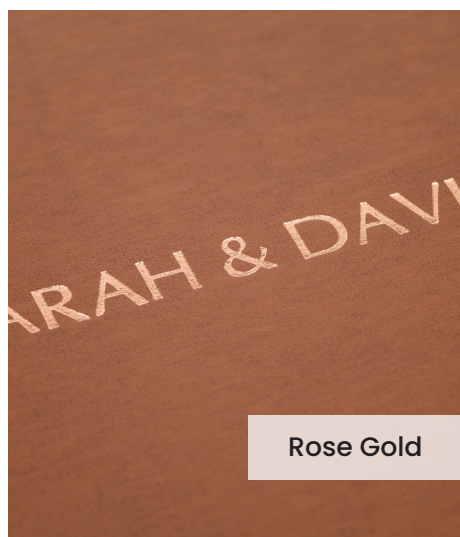
Clear



Black



Gold



Rose Gold



Silver



White



UV Print

Our stunning **Brown** leatherette cover is the perfect smoother alternative to our genuine leather.

Our **Embossing Technique** is a traditional process using a brass metal plate and individual lettering blocks, arranged by hand for each and every order. Pressed into the leatherette, you can have a clear embossed finish, or add a metallic foil in your choice of rose gold, black, white, gold or silver to complete your look.

The typeface for our embossing process is Optima with the ability to have two lines of text. Line number one is a font size of 36pt with space for up to 20 characters. Line number 2 is a font size of 24pt and can have up to 22 characters.

The **UV Printing Technique** offers more flexibility for your cover personalisation compared to the traditional embossing. With a computer generated grayscale print, you can create a full front cover design using black and white jpegs, text, logos or line art creations.

The colour of the UV print will be a silvery grayscale tone and the strength of this colour is dictated by the colour of your leatherette.



Leatherette / **Burgundy**



Clear



Black



Gold



Rose Gold



Silver



White



UV Print

Our stunning **Burgundy** leatherette cover is the perfect smoother alternative to our genuine leather.

Our **Embossing Technique** is a traditional process using a brass metal plate and individual lettering blocks, arranged by hand for each and every order. Pressed into the leatherette, you can have a clear embossed finish, or add a metallic foil in your choice of rose gold, black, white, gold or silver to complete your look.

The typeface for our embossing process is Optima with the ability to have two lines of text. Line number one is a font size of 36pt with space for up to 20 characters. Line number 2 is a font size of 24pt and can have up to 22 characters.

The **UV Printing Technique** offers more flexibility for your cover personalisation compared to the traditional embossing. With a computer generated grayscale print, you can create a full front cover design using black and white jpegs, text, logos or line art creations.

The colour of the UV print will be a silvery grayscale tone and the strength of this colour is dictated by the colour of your leatherette.



Leatherette / **Green**



Our stunning **Green** leatherette cover is the perfect smoother alternative to our genuine leather.

Our **Embossing Technique** is a traditional process using a brass metal plate and individual lettering blocks, arranged by hand for each and every order. Pressed into the leatherette, you can have a clear embossed finish, or add a metallic foil in your choice of rose gold, black, white, gold or silver to complete your look.

The typeface for our embossing process is Optima with the ability to have two lines of text. Line number one is a font size of 36pt with space for up to 20 characters. Line number 2 is a font size of 24pt and can have up to 22 characters.

The **UV Printing Technique** offers more flexibility for your cover personalisation compared to the traditional embossing. With a computer generated grayscale print, you can create a full front cover design using black and white jpegs, text, logos or line art creations.

The colour of the UV print will be a silvery grayscale tone and the strength of this colour is dictated by the colour of your leatherette.



simimaging.co.uk

+44 (0) 1707 27 37 47 / info@simimaging.co.uk
UNIT 8, THE IO CENTRE, HEARLE WAY, HATFIELD, HERTS, AL10 9EW, UK

Leatherette / Navy



Clear



Black



Gold



Rose Gold



Silver



White



UV Print

Our stunning **Navy** leatherette cover is the perfect smoother alternative to our genuine leather.

Our **Embossing Technique** is a traditional process using a brass metal plate and individual lettering blocks, arranged by hand for each and every order. Pressed into the leatherette, you can have a clear embossed finish, or add a metallic foil in your choice of rose gold, black, white, gold or silver to complete your look.

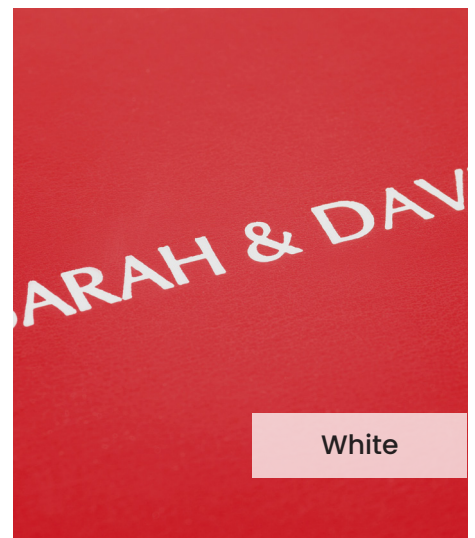
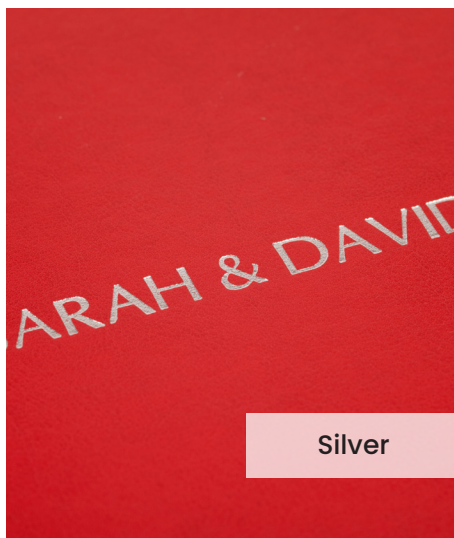
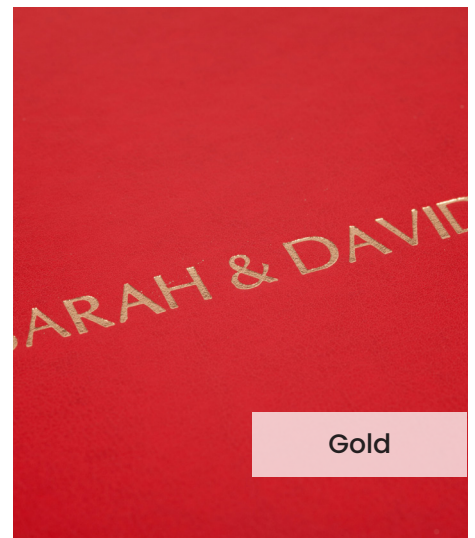

The typeface for our embossing process is Optima with the ability to have two lines of text. Line number one is a font size of 36pt with space for up to 20 characters. Line number 2 is a font size of 24pt and can have up to 22 characters.

The **UV Printing Technique** offers more flexibility for your cover personalisation compared to the traditional embossing. With a computer generated grayscale print, you can create a full front cover design using black and white jpegs, text, logos or line art creations.

The colour of the UV print will be a silvery grayscale tone and the strength of this colour is dictated by the colour of your leatherette.



Leatherette / **Red**



Our stunning **Red** leatherette cover is the perfect smoother alternative to our genuine leather.

Our **Embossing Technique** is a traditional process using a brass metal plate and individual lettering blocks, arranged by hand for each and every order. Pressed into the leatherette, you can have a clear embossed finish, or add a metallic foil in your choice of rose gold, black, white, gold or silver to complete your look.

The typeface for our embossing process is Optima with the ability to have two lines of text. Line number one is a font size of 36pt with space for up to 20 characters. Line number 2 is a font size of 24pt and can have up to 22 characters.

The **UV Printing Technique** offers more flexibility for your cover personalisation compared to the traditional embossing. With a computer generated grayscale print, you can create a full front cover design using black and white jpegs, text, logos or line art creations.

The colour of the UV print will be a silvery grayscale tone and the strength of this colour is dictated by the colour of your leatherette.

